J1	J1-1	24V			150mA
	J1-2	24V			
	J1-3	CAN H			
	J1-4	CAN L			
J2	J2-1			OC	DC24V 20mA
	J2-2	24V			
	J2-3	24V			
	J2-4				
J3	J3-1			OC	DC24V 20mA
	J3-2	24V			
	J3-3	24V			
	J3-4				

J5-1

[1]

[2

J5

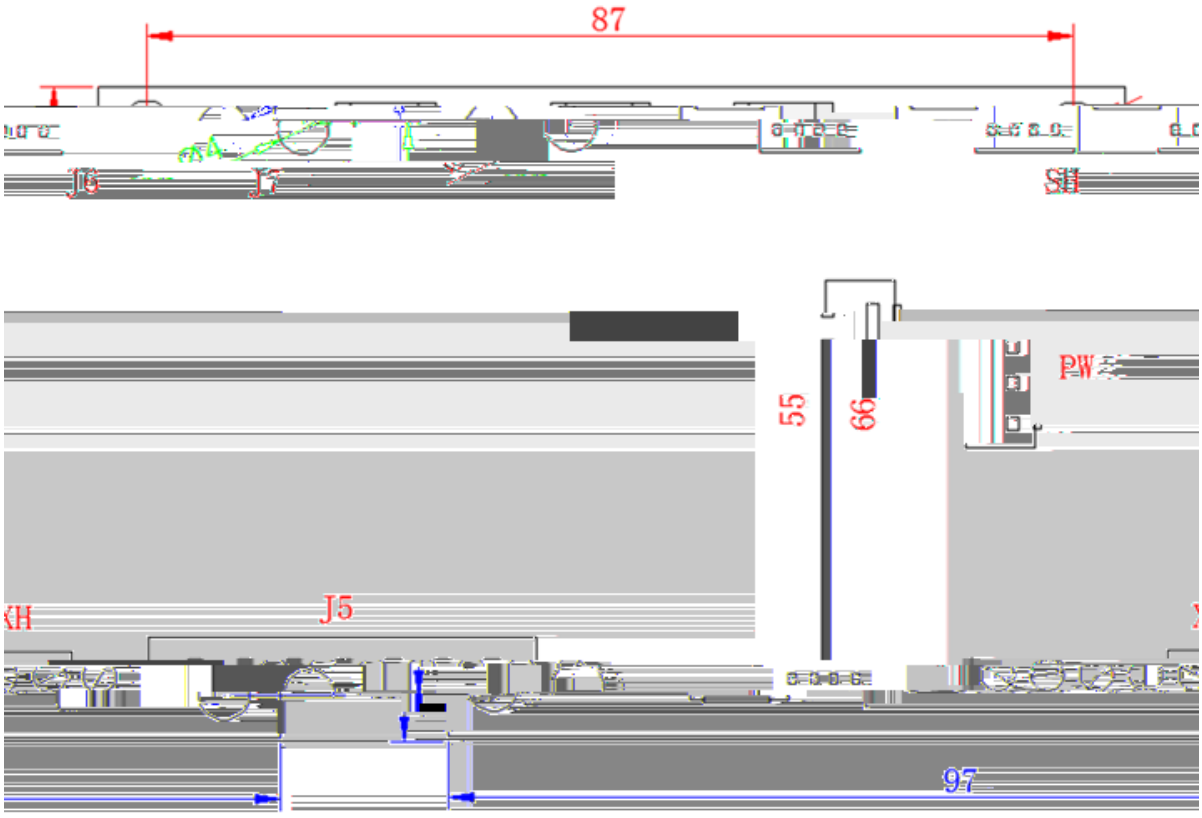



2

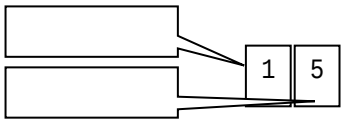

1 5

“ 1 ” 64

“ 0 ”

33

64

4.1 1

2 ,

1 64

2

4.2 2

2 ,

SZ

5.1

JC EN

5.2

U

P

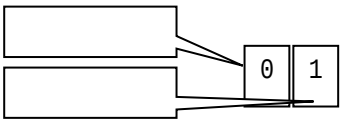

0

1 1 2

5.3

6.5

“ ”

6.6

5.4

JC EN

6.1 0



0

6.2 1



0

6.3 2

2 N

0

6.4 3

3 N N 0

1

0

6.5 4

4 N

0

6.6 5

5 N ,3 N ,N 3 0

6.7 6

6 N ,3

N

N 3 0

1

2 CAN [1]